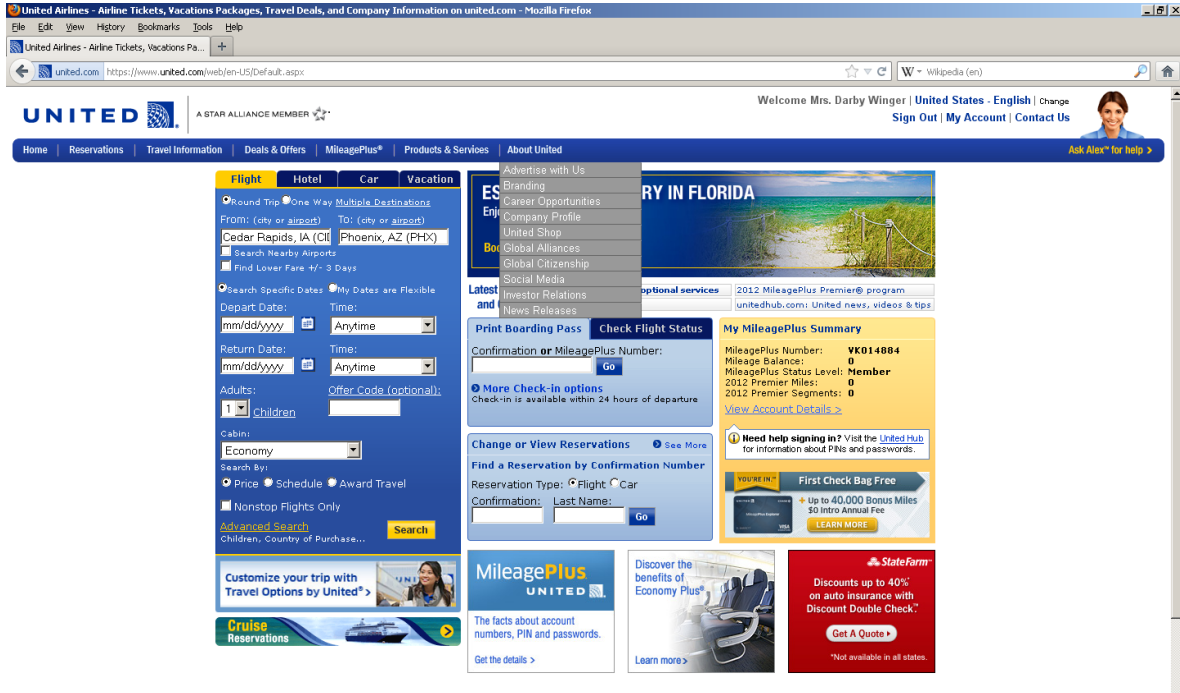


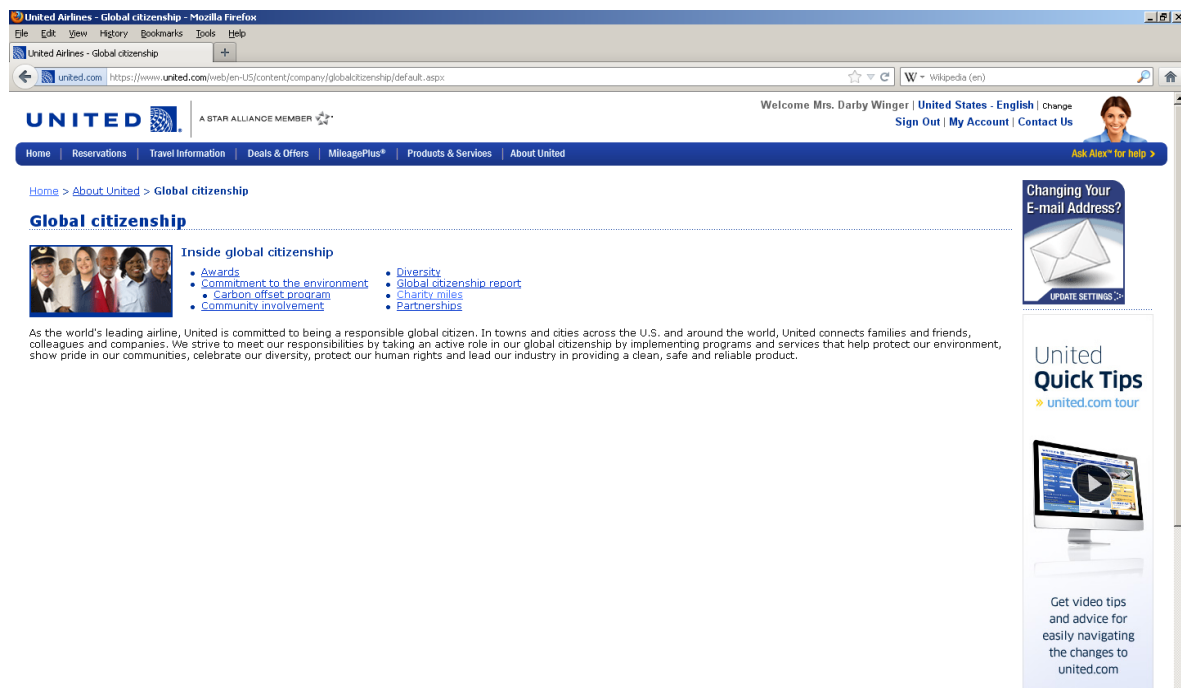
Donating Your United Airline Miles to the Rotary Miles Program

1. Log into your United.com mileage account-
<https://www.united.com/web/en-US/apps/account/account.aspx>
2. Under the “About United” section on the navigation bar, select “Global Citizenship.”



The screenshot shows the United.com website interface. The top navigation bar includes 'Home', 'Reservations', 'Travel Information', 'Deals & Offers', 'MileagePlus*', 'Products & Services', and 'About United'. The 'About United' dropdown menu is open, highlighting 'Global Citizenship'. The main content area features a flight search form with fields for 'From' (Cedar Rapids, IA) and 'To' (Phoenix, AZ), departure and return dates, and a 'Search' button. Below the search form are sections for 'MileagePlus' account details, 'Print Boarding Pass', 'Check Flight Status', and 'My MileagePlus Summary'.

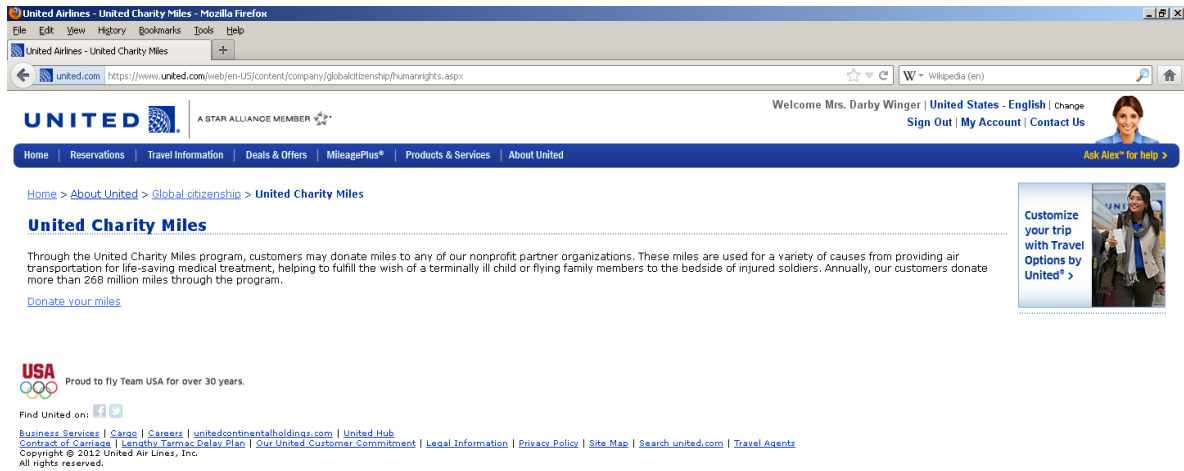
3. Click on ‘Charity Miles.’



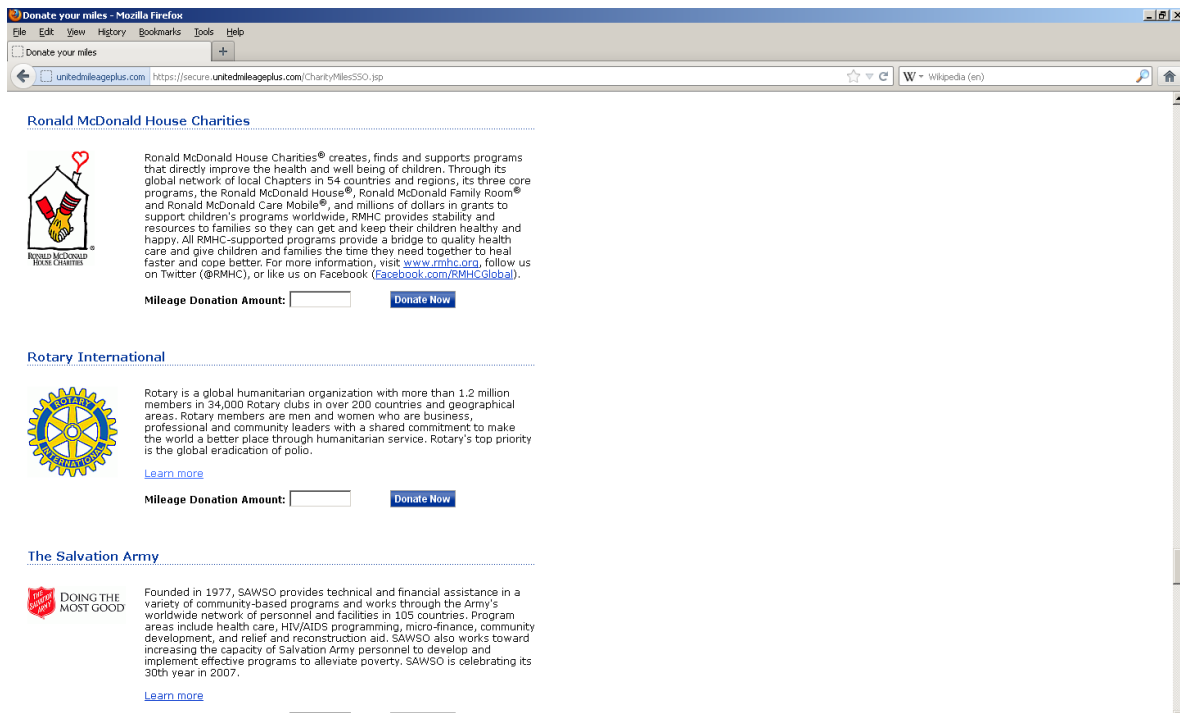
The screenshot shows the United.com website's 'Global citizenship' page. The page features a header with the United logo and a navigation bar. The main content area includes a section titled 'Global citizenship' with a sub-section 'Inside global citizenship' containing links to 'Awards', 'Commitment to the environment', 'Carbon offset program', 'Community involvement', 'Diversity', 'Global citizenship report', 'Charity miles', and 'Partnerships'. Below this is a paragraph stating: 'As the world's leading airline, United is committed to being a responsible global citizen. In towns and cities across the U.S. and around the world, United connects families and friends, colleagues and companies. We strive to meet our responsibilities by taking an active role in our global citizenship by implementing programs and services that help protect our environment, show pride in our communities, celebrate our diversity, protect our human rights and lead our industry in providing a clean, safe and reliable product.'

On the right side of the page, there are two promotional banners: 'Changing Your E-mail Address?' with an 'UPDATE SETTINGS' button, and 'United Quick Tips' with a video player and the text 'Get video tips and advice for easily navigating the changes to united.com'.

4. Click on "Donate your miles."



5. On the next screen, scroll down to "Rotary International." Type in the number of miles you wish to donate and click on "Donate Now." (The minimum donation is 500 miles.)



6. It will ask you to confirm that you want to make the donation. Click "OK."

7. Next you will see a confirmation screen. This is a VERY important screen. We have to have a print out of this confirmation to receive credit for your donation. Please print this screen and turn it in to Darby Winger, or any Ghana Water Project Committee member.



Congratulations! You have successfully donated United Miles to our Rotary International account. Your donation will help finance travel to Ghana for our Club's water project. Thank you!